

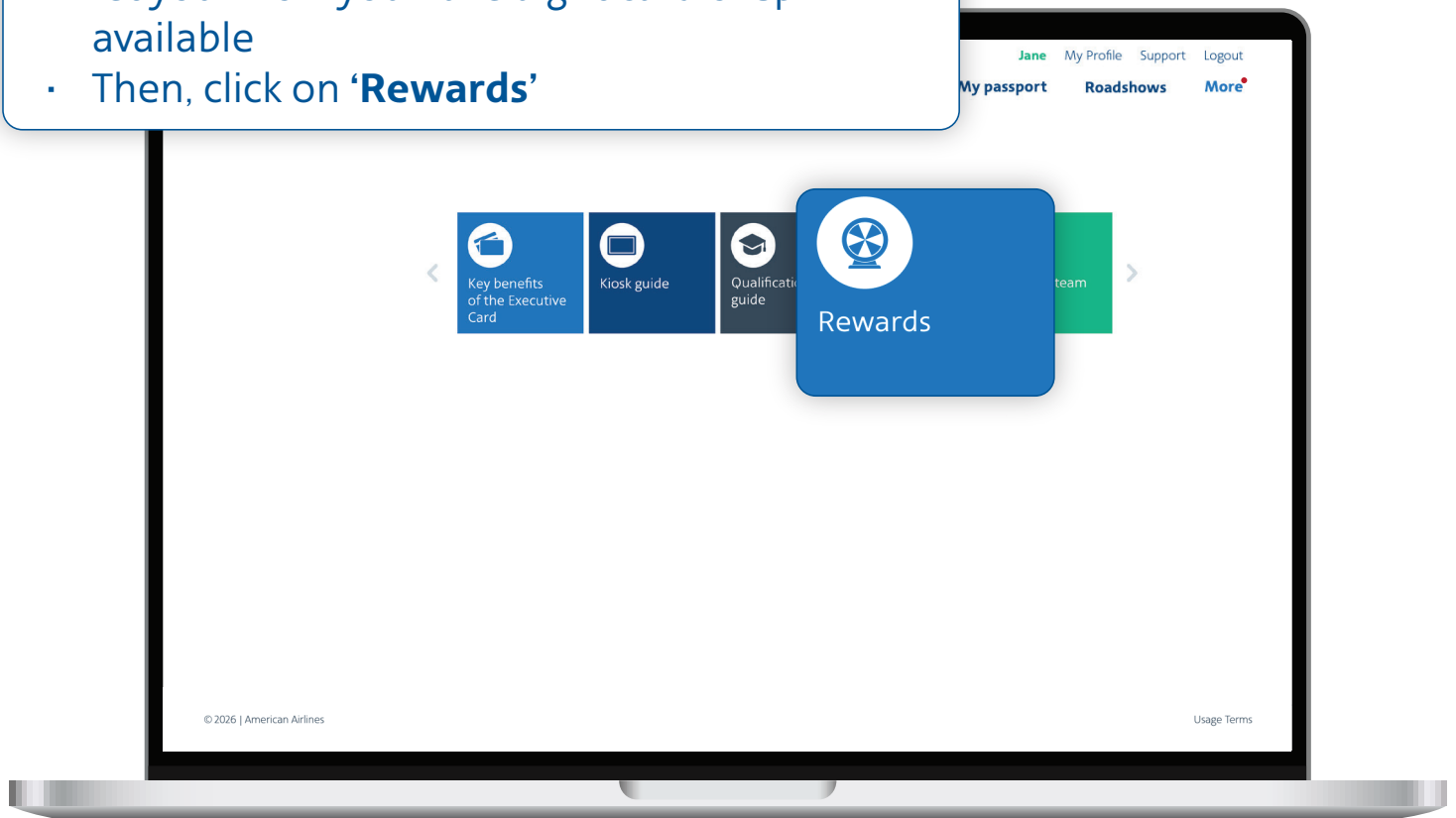


Digital Gift Card Rewards on the AAdvantage Cash™ Portal

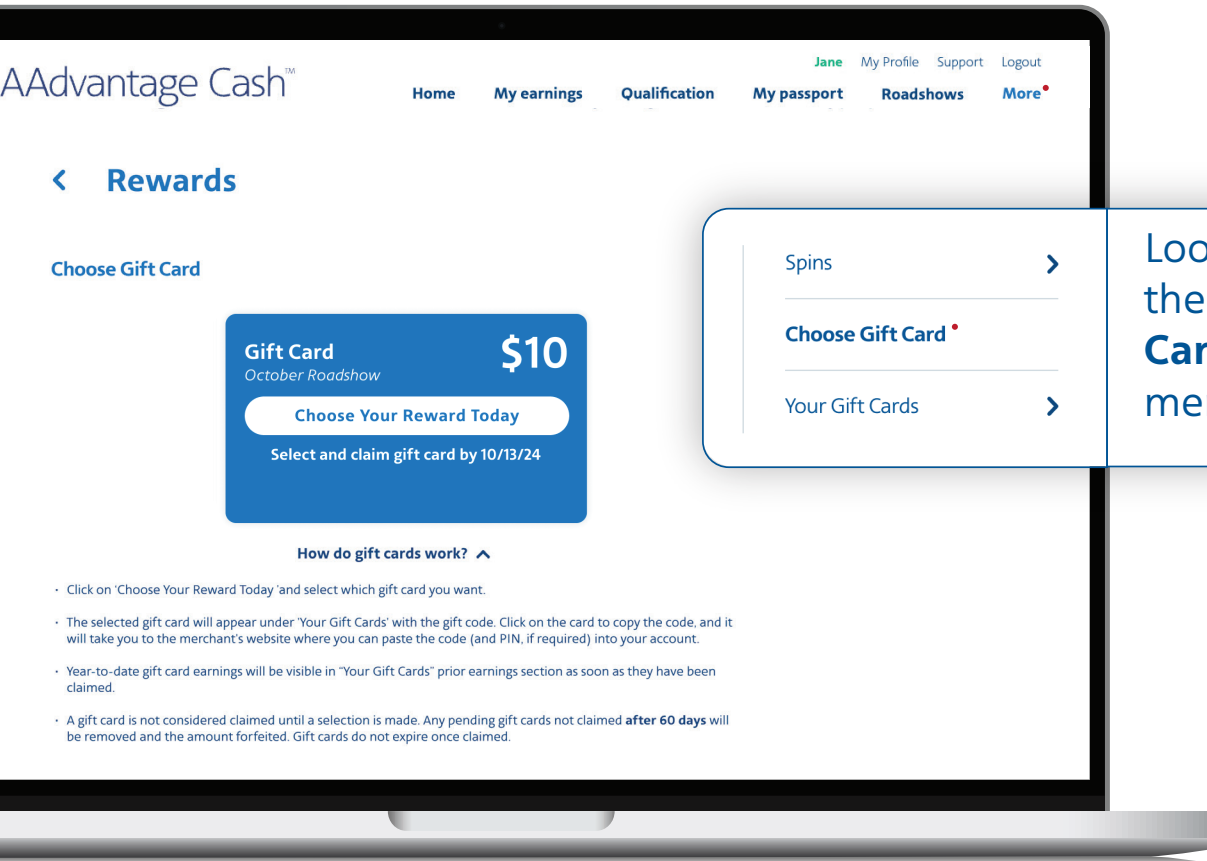
Gift card rewards from in-person roadshows and a virtual RoadshowToGo™ are now available on MyAAdvantageCash.com!

To Get Started:

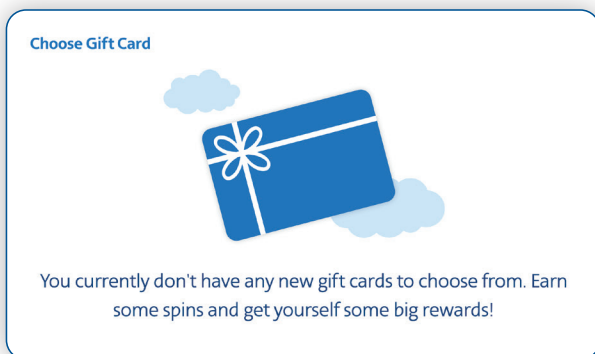
- Click on **'More'** in the top navigation
- There will be a red dot on **'More'** to let you know you have a gift card or spin available
- Then, click on **'Rewards'**



How to Choose Your Gift Card



Once you're on the page, locate your gift card and click '**Choose Your Reward Today**' in the center to view available merchants.

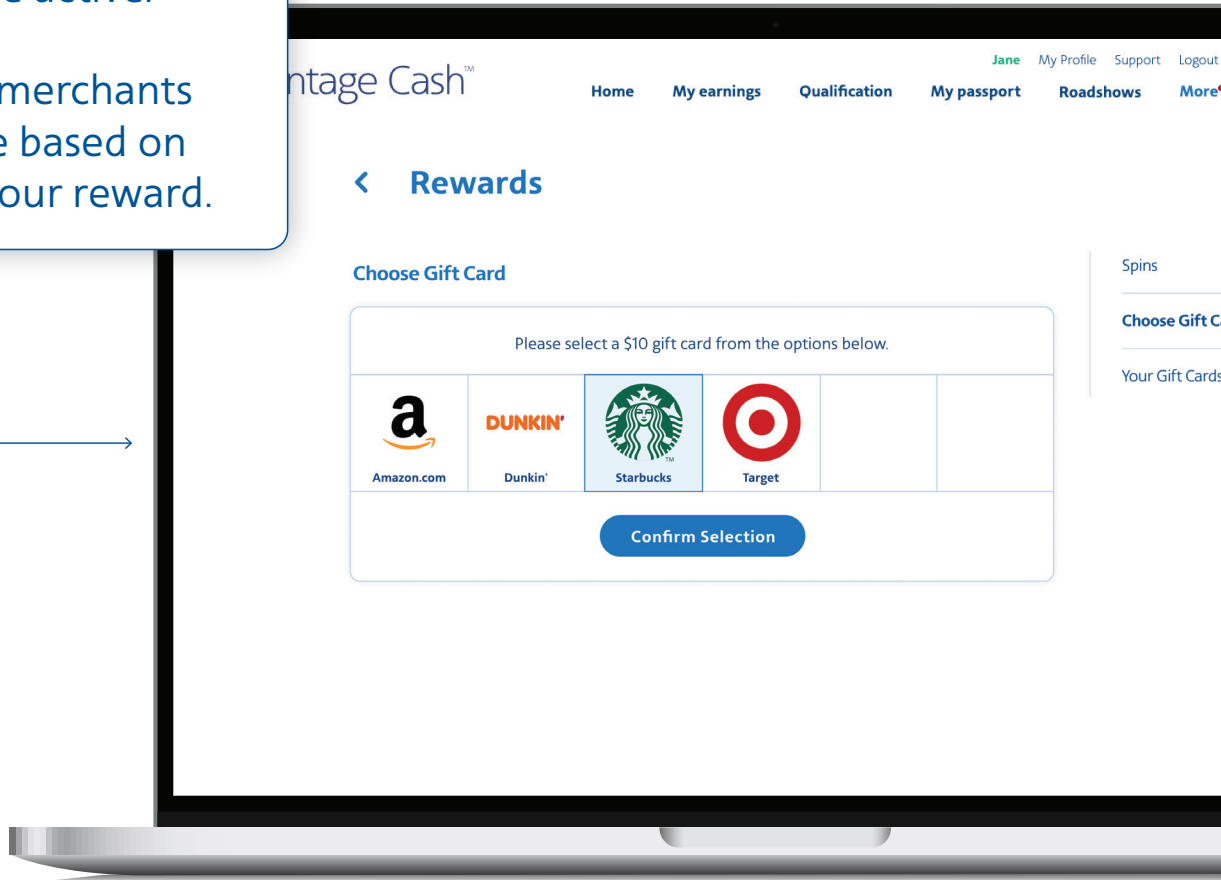



If you do not have a gift card to select, this message will display.

How to Choose Your Gift Card – Selecting a Merchant

There will be a variety of merchants available for you to select. Once you select a merchant, the **'Confirm Selection'** will change to blue and become active.

Note: Different merchants may be available based on the amount of your reward.



After clicking **'Confirm Selection'**, you'll automatically navigate to the **'Your Gift Cards'** tab and see a success message.



Congratulations! You claimed your reward.

How to Redeem Your Gift Card

Your gift card will be listed under '**Your Gift Cards.**' The code and PIN (if required) will be displayed on the gift card. Click on '**Click Card to Redeem**' to redeem your card on the merchant's website. The redemption process may vary depending on the merchant.

Your code and PIN (if required) are also available in an email in case you need to refer to them later.

AAdvantage Cash™

Home My earnings Qualification My passport Roadshows More

< Rewards

Your Gift Cards

Food Gift Card \$10
July Roadshow

E-Commerce Gift Card \$10
August Roadshow

On-Demand Gift Card \$10
September Roadshow

Retail Gift Card \$10
October Roadshow

[Click Card to redeem](#)

Code: XXX-XXXXXX-XXX

How do gift cards work? ^

- Click the card to be taken to the merchant's redemption information. You will be able to copy the code (and PIN, if required) into your account.
- AAdvantage Cash™ does not track your gift card balance. Check with the merchant for the available balance.
- Gift cards do not expire once claimed.

Spins >

Choose Gift Card >

Your Gift Cards

AAdvantage Cash™

Home My earnings Qualification My passport Roadshows More

My Earnings ?

\$425

Total AAdvantage Cash™ earnings to be paid in your February 2026 AA paycheck

8 Approved Applications x BRONZE (\$50) \$400

Clubs FirstQualify Bonus 2026-01 \$25

You're at **BRONZE** tier (\$50 each)

17

YTD Total Approved Apps

3 more approved apps

SILVER

Updated daily M-F at 4:00 pm ET

Activity

October 2026

Total Applications APPROVED 8

Historical Activity ¹

AAdvantage Cash™ Earnings Paid to Date	\$1290
▼ Mar 2024 Paycheck	\$640
7 Approved Applications x SILVER	\$490
3 Approved Applications x BRONZE (\$50)	\$150
► Feb 2024 Paycheck	\$400
► Jan 2024 Paycheck	\$250

Nonstop Thanks ²


Mar 2024 Nonstop Thanks	2,500
Feb 2024 Nonstop Thanks	1,500
Jan 2024 Nonstop Thanks	1,000

Gift Card Rewards

October Roadshow - Food Gift Card	\$25
TOTAL REWARDS	\$25

Click '**My earnings**' to navigate to the My earnings page. As soon as you choose your gift card, the amount of your redeemed gift card will be displayed under '**Gift Card Rewards**'.

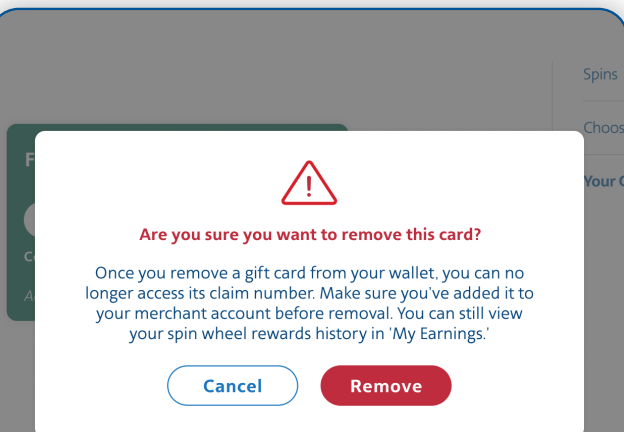
How to Remove a Gift Card



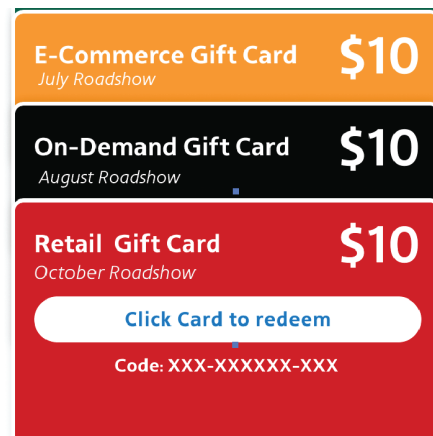
1. Open **'Your Gift Cards'** tab and check you have added your rewards to your merchant account.



2. Select the card you want to delete. It will move to the top, and a trash can icon will appear in the corner.



3. Click the trash can icon. A warning message will appear to confirm you want to delete the card.



4. Click **'Remove'** to delete the card.