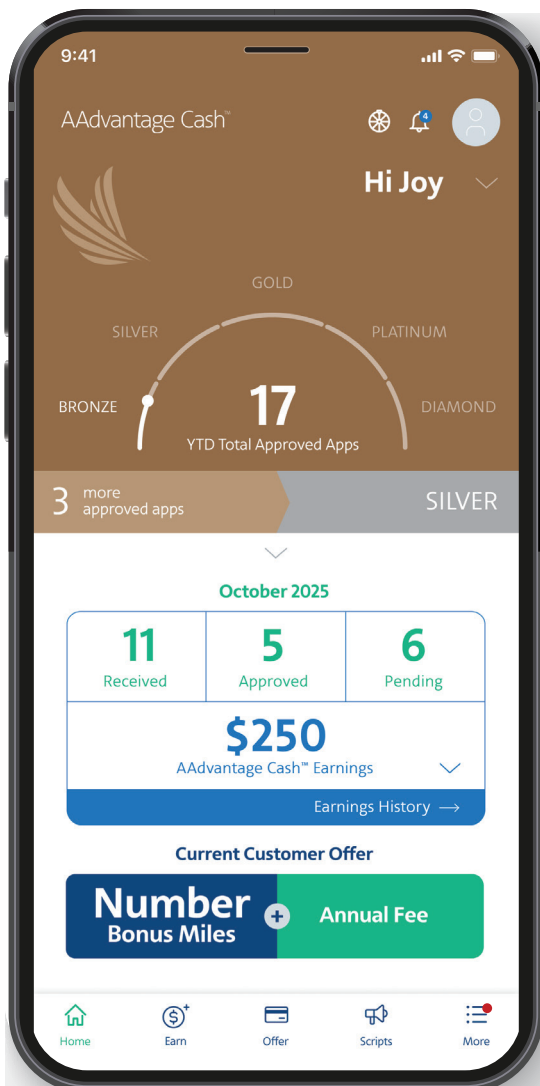


Digital Gift Card Rewards

Gift card rewards from roadshows and RoadshowToGo™ are now available on the AAdvantage Cash™ mobile app!



A red dot will appear on the **'More'** icon if you have a gift card or a spin available.



- You will also receive a push notification and email to notify you to select your gift card.

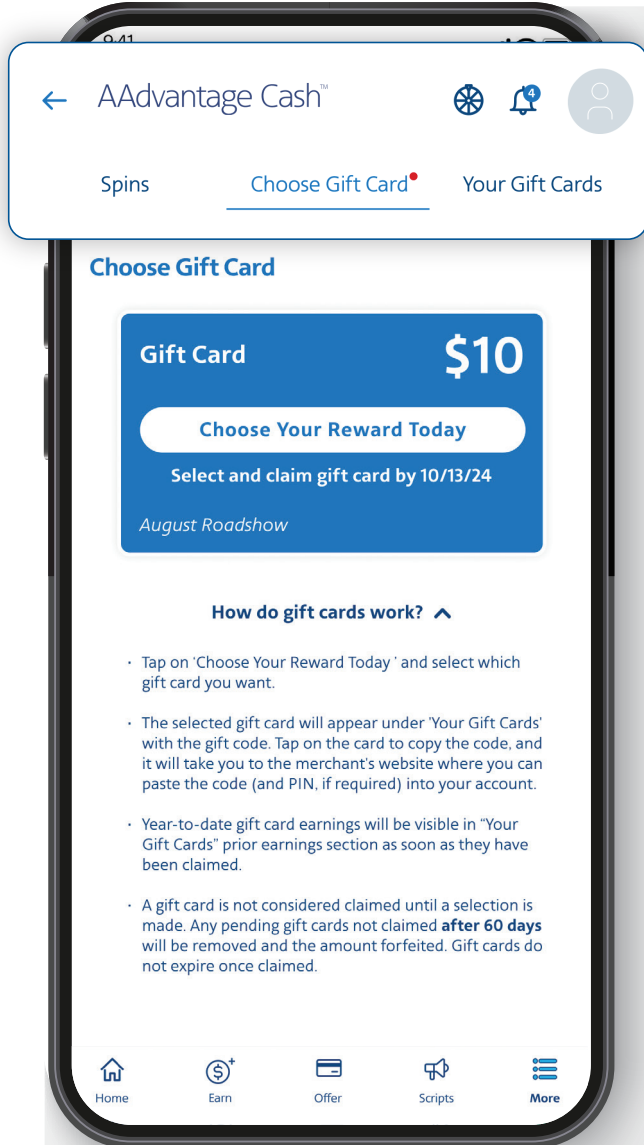
After you tap on **"More"**, tap the **'Rewards'** tab to navigate to the **'Rewards'** page and start the gift card selection process.



Rewards



How to Choose Your Gift Card



Select the **'Choose Gift Card'** tab from the top tab menu.

You will know you have a gift card reward if there is a red dot next to this tab as seen here.

On the **'Choose Gift Card'** screen, you'll see a card with your reward amount. Below are instructions on how the gift cards work. Tap **'Choose Your Reward Today'** to make your selection.

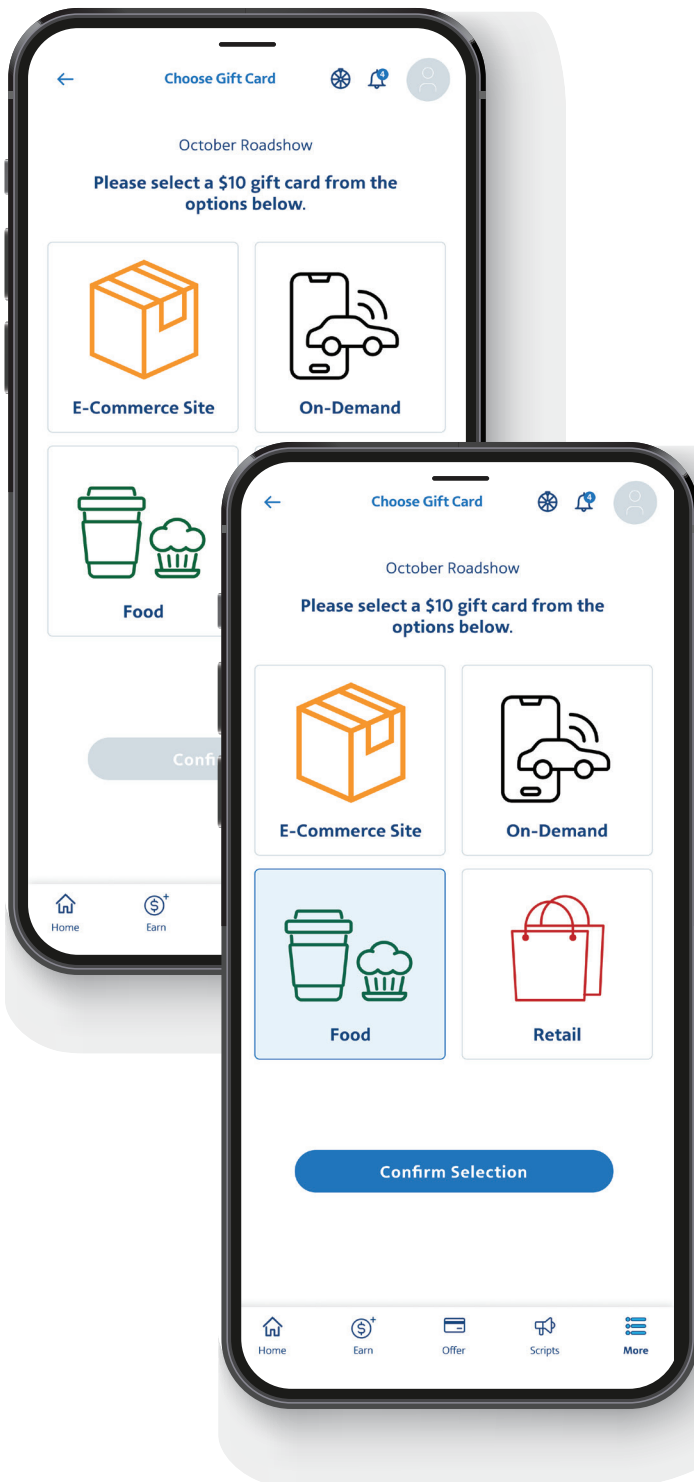
Note: A gift card is not considered claimed until a selection is made. Any pending gift cards not claimed after **60 days** from the time of receiving will be removed and the amount forfeited. Gift cards do not expire once claimed.



You currently don't have any new gift cards to choose from. Earn some spins and get yourself some big rewards!

If you do not have a gift card to select, this message will display.

How to Choose Your Gift Card – Selecting a Merchant



There will be a variety of merchants available for you to select. Once you select a merchant, the '**Confirm Selection**' will change to blue and become active.

Note: Different merchants may be available based on the amount of your reward.

After tapping '**Confirm Selection**', you'll automatically navigate to the '**Your Gift Cards**' tab and see a success message.

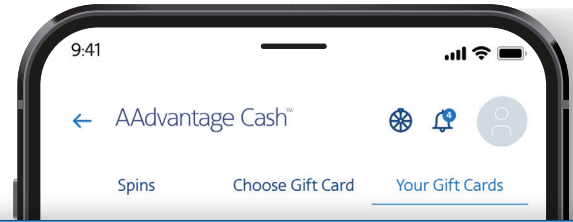


Congratulations! You claimed your reward.

How to Redeem Your Gift Card

Your gift card will be listed under '**Your Gift Cards.**' The code and PIN (if required) will be displayed on the gift card. Tap on '**Tap Card to Redeem**' to redeem your card on the merchant's website. The redemption process may vary depending on the merchant.

Your code and PIN (if required) are also available in an email in case you need to refer to them later.



Your Gift Cards

Food Gift Card

\$10

Tap Card To Redeem

Code: 0000 0000 0000 0000

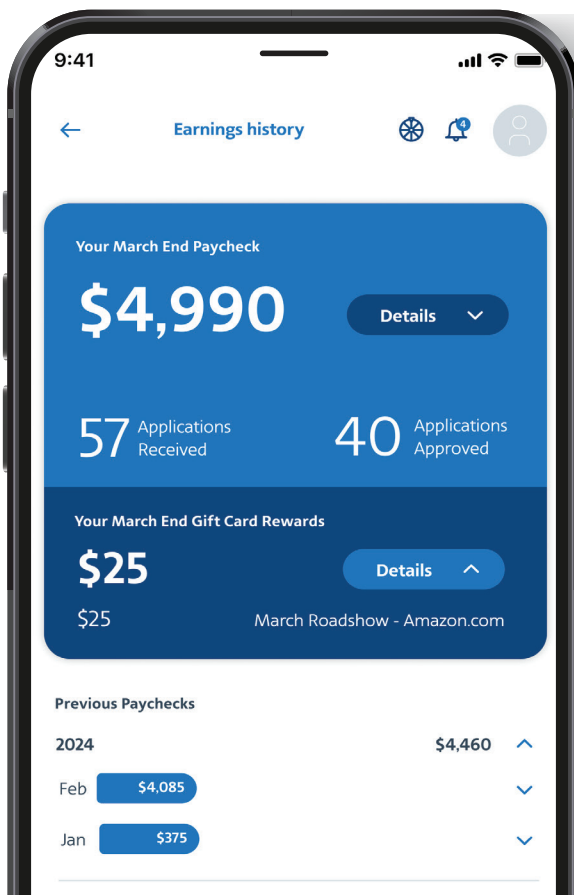
October Roadshow

- Tap the card to be taken to the merchant's redemption information. You will be able to copy the code (and PIN, if required) into your account.
- AAdvantage Cash™ does not track your gift card balance. Check with the merchant for the available balance.
- Gift cards do not expire once claimed.

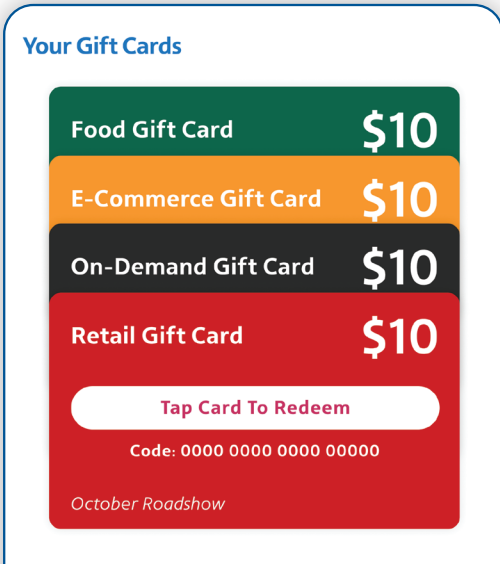
Prior Earnings



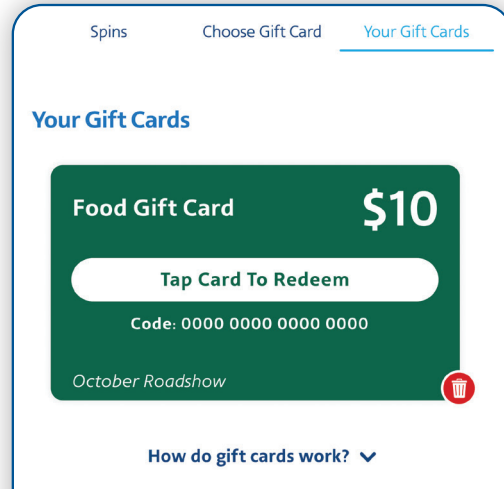
Tap '**Prior Earnings**' to navigate to the prior earnings screen. As soon as you choose your gift card, the amount of your redeemed gift card will be displayed at the top. If you do not have a redeemed card, it will display as \$0.



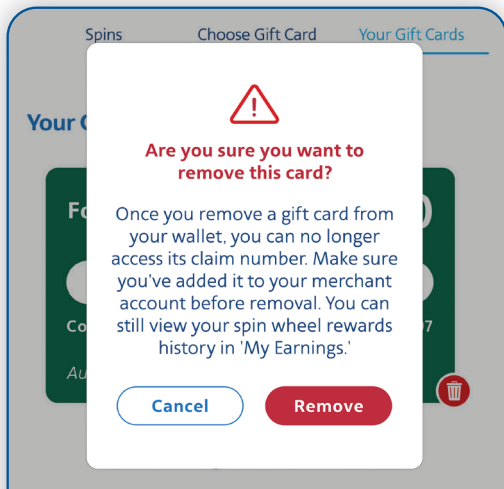
How to Remove a Gift Card



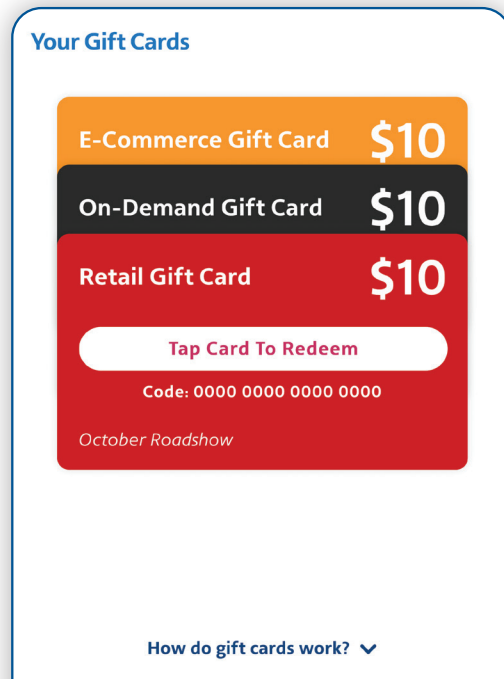
1. Open **'Your Gift Card'** tab and check you have added your rewards to your merchant account.



2. Select the card you want to delete. It will move to the top, and a trash can icon will appear in the corner.



3. Tap the trash can icon. A warning message will appear to confirm you want to delete the card.



4. Tap **'Remove'** to delete the card.