




Digital Gift Card Rewards on the AAdvantage Cash™ Website

Gift card rewards from roadshows and RoadshowToGo™
are now available on MyAAdvantageCash.com!

To Get Started:

- Click on **'More'** in the top navigation
- Then, Click on **'Rewards'**
- There will be a red dot on both **'More'** and **'Rewards'** to let you know you have a gift card or spin available.

More



How to Choose Your Gift Card

AAdvantage Cash™

Home My earnings Jane Smith My Profile Support Logout
Qualification Roadshows More

< Rewards

Choose Gift Card

Gift Card

\$10

Choose Your Reward Today

Select and claim gift card by 10/13/24

October Roadshow

How do gift cards work? ^

- Click on 'Choose Your Reward Today' and select which gift card you want.
- The selected gift card will appear under 'Your Gift Cards' with the gift code. Click on the card to copy the code, and it will take you to the merchant's website where you can paste the code (and PIN, if required) into your account.
- Year-to-date gift card earnings will be visible in "Your Gift Cards" prior earnings section as soon as they have been claimed.
- A gift card is not considered claimed until a selection is made. Any pending gift cards not claimed **after 60 days** will be removed and the amount forfeited. Gift cards do not expire once claimed.

Spins



Choose Gift Card

Your Gift Cards



Select the '**Choose Gift Card**' tab from the side tab menu.

On the '**Choose Gift Card**' page, you'll see a card with your reward amount. Below are instructions on how the gift cards work. Click on '**Choose Your Reward Today**' to make your selection.

Note: A gift card is not considered claimed until a selection is made. Any pending gift cards not claimed after **60 days** from the time of receiving will be removed and the amount forfeited. Gift cards do not expire once claimed.

Choose Gift Card



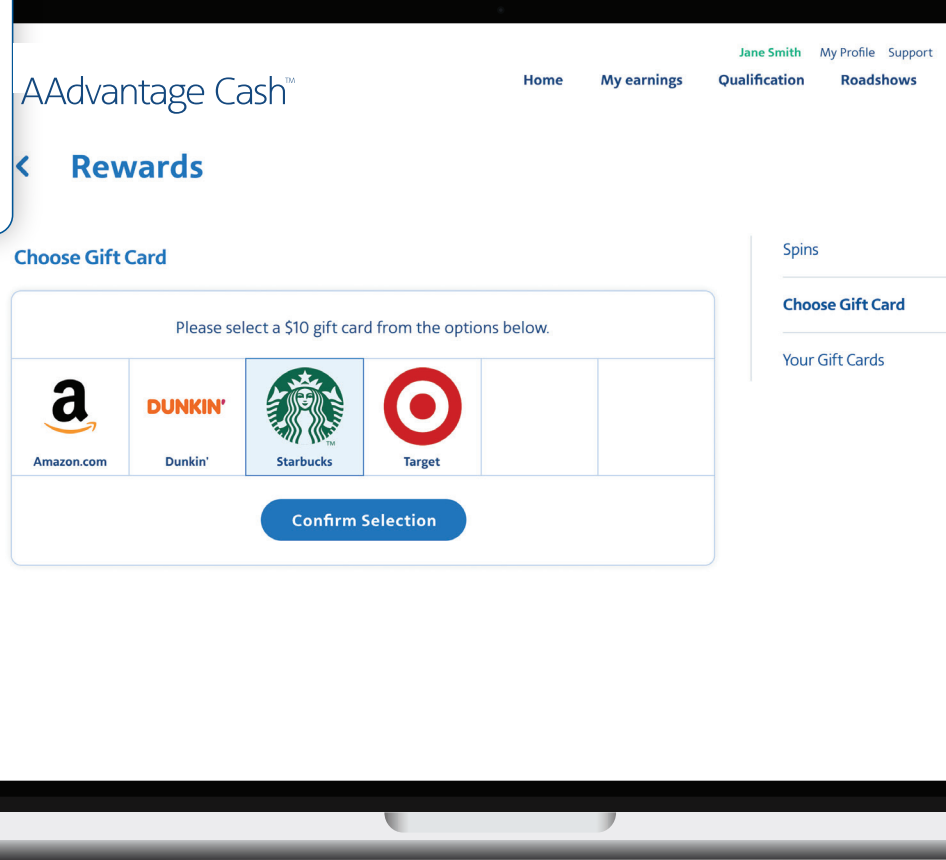
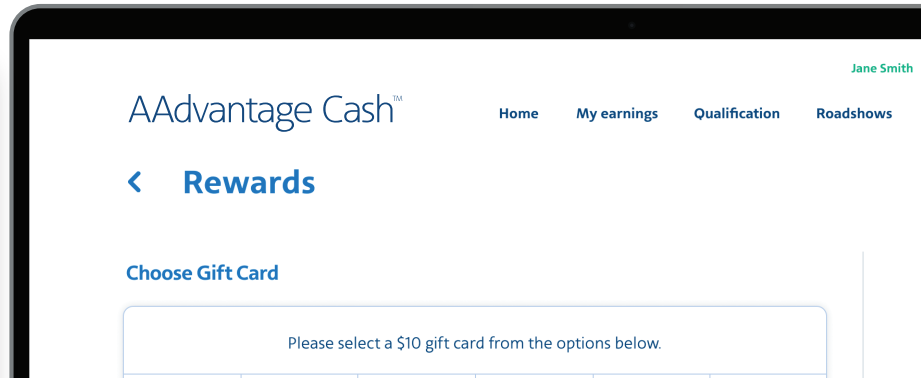

You currently don't have any new gift cards to choose from. Earn some spins and get yourself some big rewards!

If you do not have a gift card to select, this message will display.

How to Choose Your Gift Card – Selecting a Merchant

There will be a variety of merchants available for you to select. Once you select a merchant, the '**Confirm Selection**' will change to blue and become active.

Note: Different merchants may be available based on the amount of your reward.



After clicking '**Confirm Selection**', you'll automatically navigate to the '**Your Gift Cards**' tab and see a success message.



Congratulations! You claimed your reward.

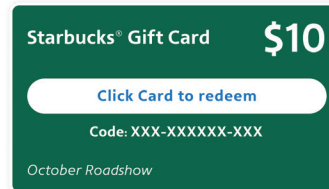
How to Redeem Your Gift Card

Your gift card will be listed under '**Your Gift Cards.**' The code and PIN (if required) will be displayed on the gift card. Click on '**Tap Card to Redeem**' to redeem your card on the merchant's website. The redemption process may vary depending on the merchant.

Your code and PIN (if required) are also available in an email in case you need to refer to them later.

< Rewards

Your Gift Cards



Spins

Choose Gift Card

Your Gift Cards

How do gift cards work? ^

- Click the card to be taken to the merchant's redemption information. You will be able to copy the code (and PIN, if required) into your account.
- AAdvantage Cash™ does not track your gift card balance. Check with the merchant for the available balance.

My Earnings ?

\$150

Total AAdvantage Cash™ earnings to be paid in your October 2025 AA paycheck

You're at **BRONZE** tier (\$50 each)

17

YTD Total Approved Apps

3 more approved apps

SILVER

Application Activity

October 2025

Total Applications RECEIVED ¹	3
Total Applications APPROVED	3
Total Applications PENDING ²	0

Earnings

October 2026

3 Approved applications x BRONZE (\$50)	\$150
Total EARNINGS	\$150

Gift Card Rewards

2025

October Roadshow - Food Gift Card	\$25
TOTAL REWARDS	\$25

Historical Activity³

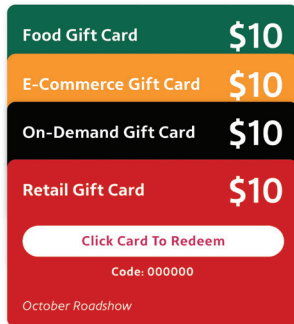
AAdvantage Cash™ Earnings Earnings Paid to Date	\$1,175
▼ 2023 AAdvantage Cash™ Earnings Earnings Paid	\$1,175
▶ Apr 2023 Paycheck	\$1,175
Rewards Earned to Date	\$25
▶ 2024 Rewards	\$25

Click '**My earnings**' to navigate to the My earnings page. As soon as you choose your gift card, the amount of your redeemed gift card will be displayed under '**Gift Card Rewards**'.

How to Remove a Gift Card

< Rewards

Your Gift Cards



1. Open **'Your Gift Cards'** tab and check you have added your rewards to your merchant account.

Food Gift Card \$10

Click Card To Redeem

Code: 6321 2584 1349 6652

October Roadshow



How do gift cards work? ▼

2. Select the card you want to delete. It will move to the top, and a trash can icon will appear in the corner.



Are you sure you want to remove this card?

Once you remove a gift card from your wallet, you can no longer access its claim number. Make sure you've added it to your merchant account before removal. You can still view your spin wheel rewards history in 'My Earnings.'

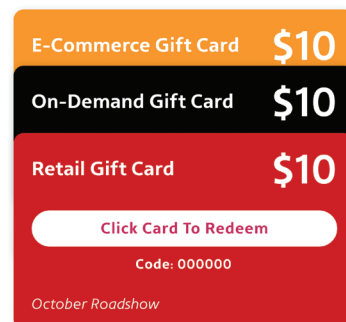
Cancel

Remove

3. Click the trash can icon. A warning message will appear to confirm you want to delete the card.

< Rewards

Your Gift Cards



4. Click **'Remove'** to delete the card.