



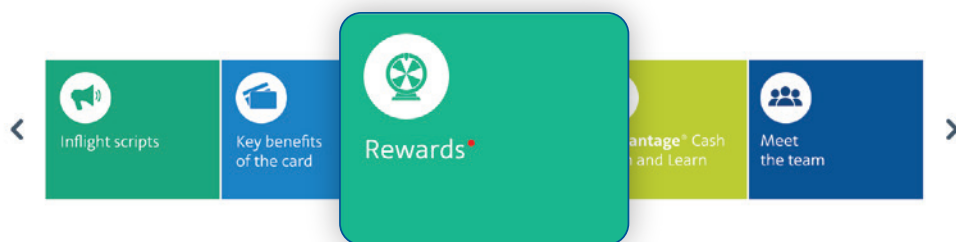
Digital Gift Card Rewards on the AAdvantage® Cash Website

Gift card rewards from roadshows and RoadshowToGo™
are now available on MyAAdvantageCash.com!

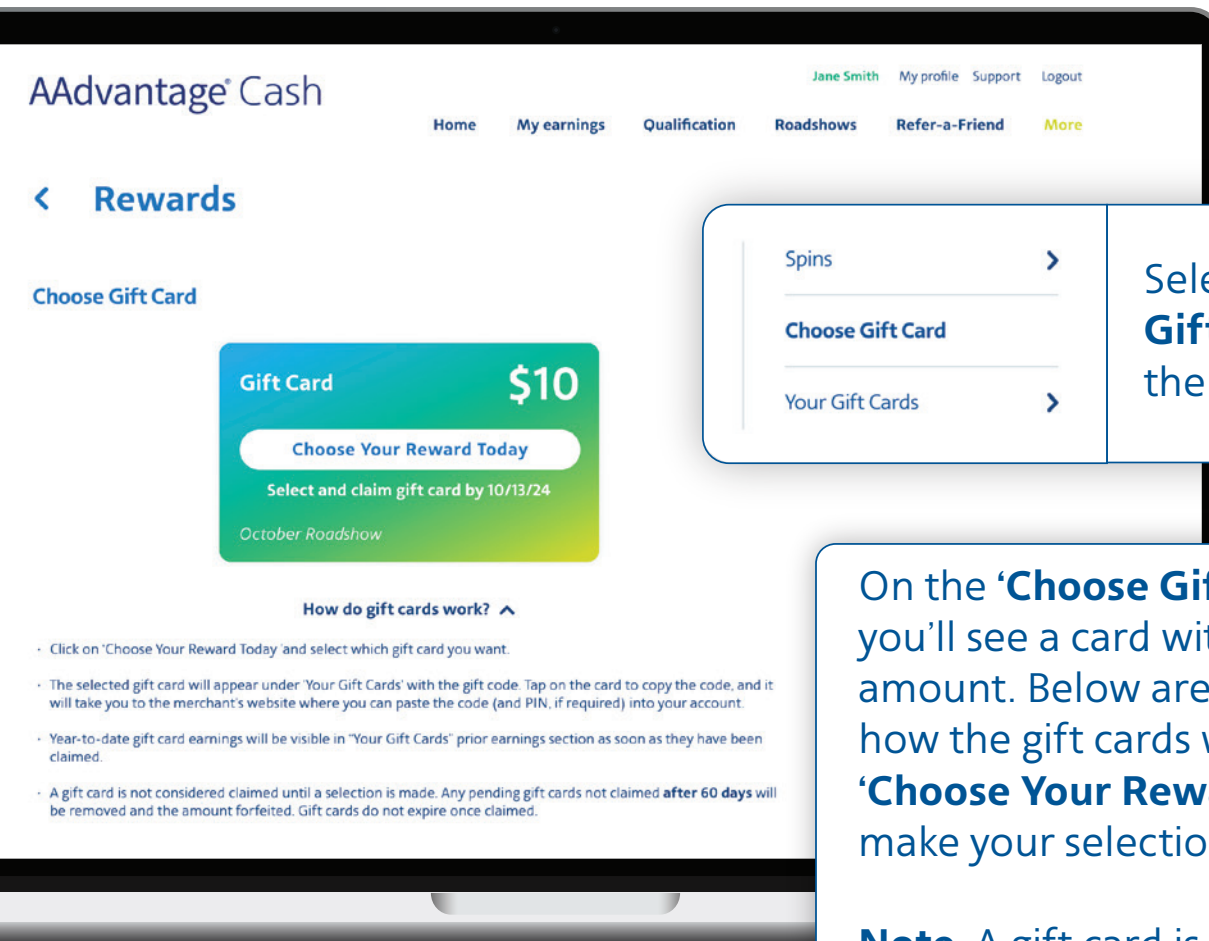
To Get Started:

- Click on **'More'** in the top navigation
- Then, Click on **'Rewards'**
- There will be a red dot on both **'More'** and **'Rewards'** to let you know you have a gift card or spin available.

MORE



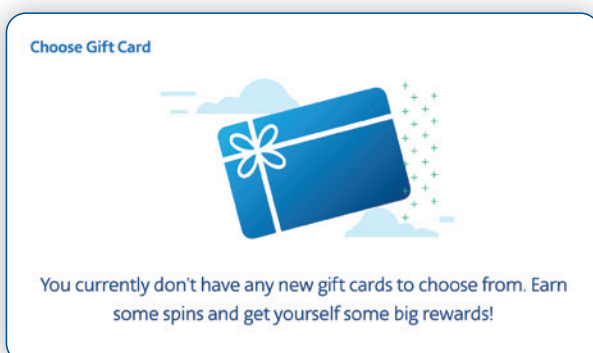
How to Choose Your Gift Card



Select the '**Choose Gift Card**' tab from the side tab menu.

On the '**Choose Gift Card**' page, you'll see a card with your reward amount. Below are instructions on how the gift cards work. Click on '**Choose Your Reward Today**' to make your selection.

Note: A gift card is not considered claimed until a selection is made. Any pending gift cards not claimed after **60** days from the time of receiving will be removed and the amount forfeited. Gift cards do not expire once claimed.

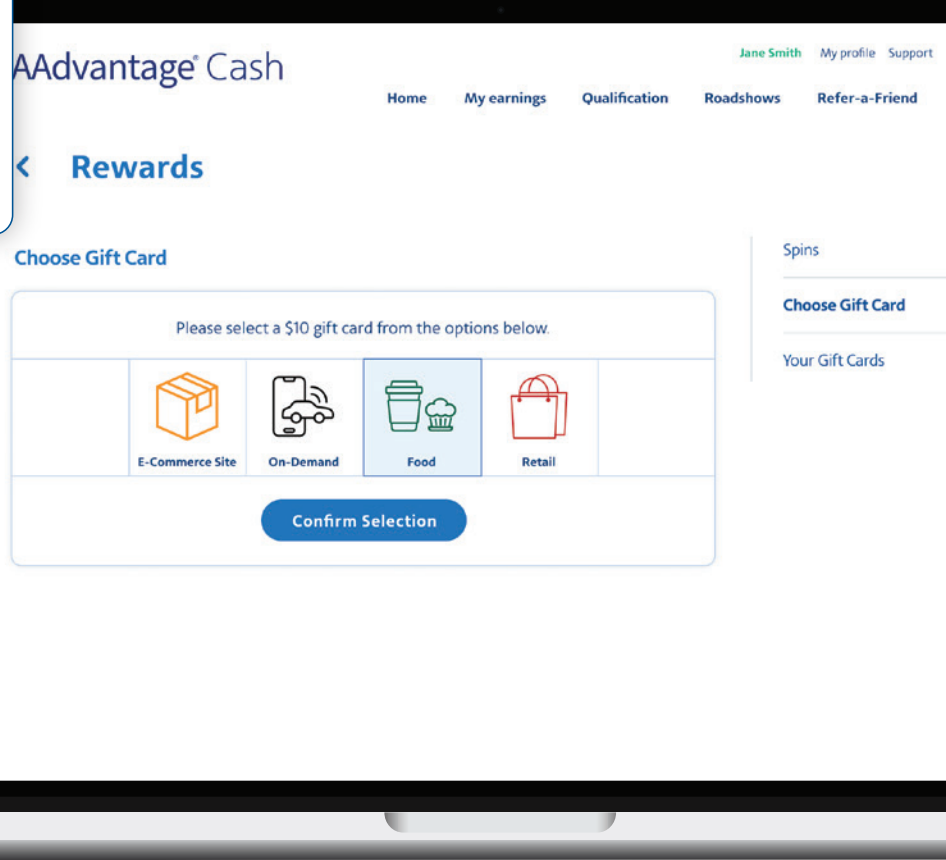
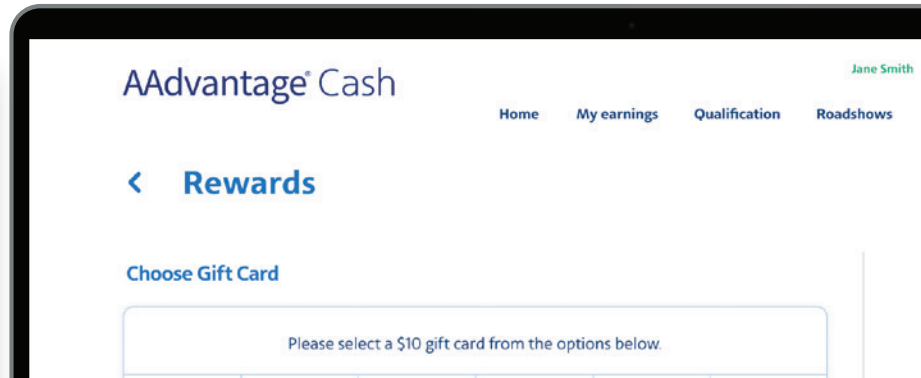



If you do not have a gift card to select, this message will display.

How to Choose Your Gift Card – Selecting a Merchant

There will be a variety of merchants available for you to select. Once you select a merchant, the '**Confirm Selection**' will change to blue and become active.

Note: Different merchants may be available based on the amount of your reward.



After clicking '**Confirm Selection**', you'll automatically navigate to the '**Your Gift Cards**' tab and see a success message.

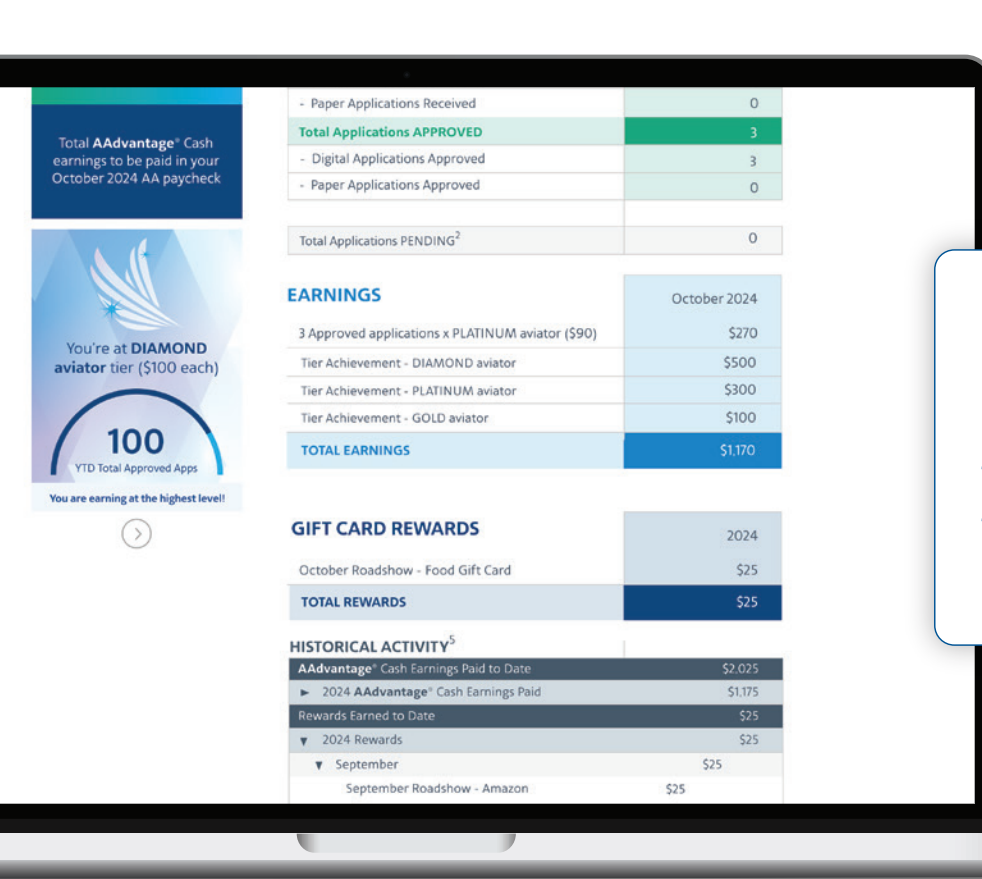
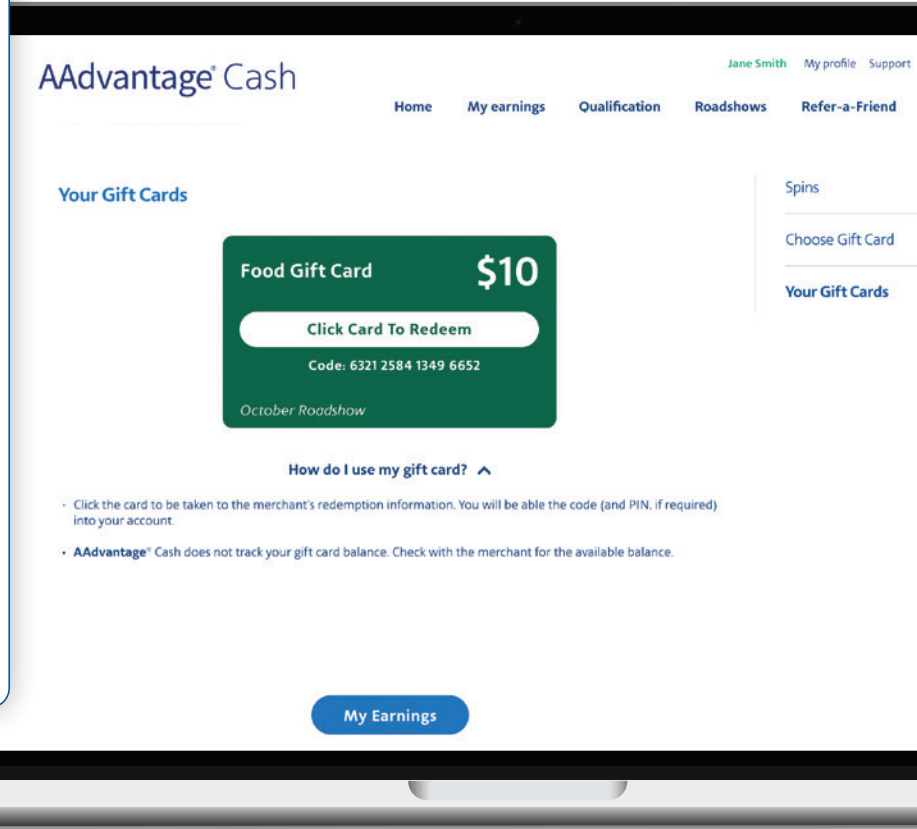


Congratulations! You claimed your reward.

How to Redeem Your Gift Card

Your gift card will be listed under '**Your Gift Cards.**' The code and PIN (if required) will be displayed on the gift card. Click on '**Tap Card to Redeem**' to redeem your card on the merchant's website. The redemption process may vary depending on the merchant.

Your code and PIN (if required) are also available in an email in case you need to refer to them later.

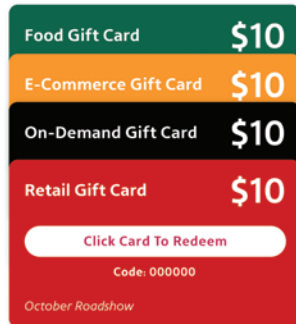


Click '**My earnings**' to navigate to the My earnings page. As soon as you choose your gift card, the amount of your redeemed gift card will be displayed under '**Gift Card Rewards**'.

How to Remove a Gift Card

< Rewards

Your Gift Cards



1. Open **'Your Gift Cards'** tab and check you have added your rewards to your merchant account.

Food Gift Card

\$10

Click Card To Redeem

Code: 6321 2584 1349 6652

October Roadshow



How do gift cards work? ▾

2. Select the card you want to delete. It will move to the top, and a trash can icon will appear in the corner.



Are you sure you want to remove this card?

Once you remove a gift card from your wallet, you can no longer access its claim number. Make sure you've added it to your merchant account before removal. You can still view your spin wheel rewards history in 'My Earnings.'

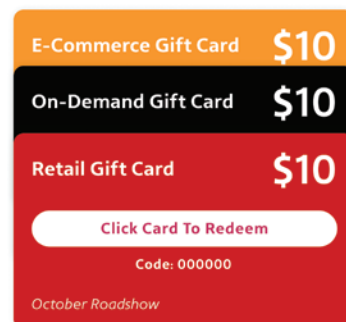
Cancel

Remove

3. Click the trash can icon. A warning message will appear to confirm you want to delete the card.

< Rewards

Your Gift Cards



4. Click **'Remove'** to delete the card.